








GUTTER ZAP / THE MIRACLE CLEANER!



GUTTER ZAP cleans black streaks off gutters caused by electrostatic bonding. Simply follow the easy to understand instructions printed below and then watch the zebra stripes disappear, making your gutters look like brand new again! **GUTTER ZAP** will clean gutters quickly and easily without harming vegetation or painted surfaces.

<p><u>Gutter Zap is concentrated. Please follow mixing ratios properly.</u></p> <p>If gutters are covered with mold or mildew, remove with chlorine bleach cleaner first.</p>	
<p>Mixing ratio is 2 parts water to one part Gutter Zap for cleaning gutters. This ratio is for the most stained gutters. In some cases the Gutter Zap can be mixed up to 4 to 1.</p>	
<p>Always wet adjoining surfaces with water before applying Gutter Zap. Do not let Gutter Zap get on dry painted surfaces.</p>	
<p>Always perform a test spot before any wide-spread application. Light brushing with a soft brush is required on heavily soiled areas.</p>	
<p>Apply gutter Zap in 10 foot sections to gutter with pump sprayer and rinse immediately or wipe with a soft brush or sponge in 10 foot sections and rinse immediately.</p>	
<p>Gutter Zap works more efficiently at 55 degrees or warmer. If colder than 55 degrees it can be mixed with warm water before applying.</p>	